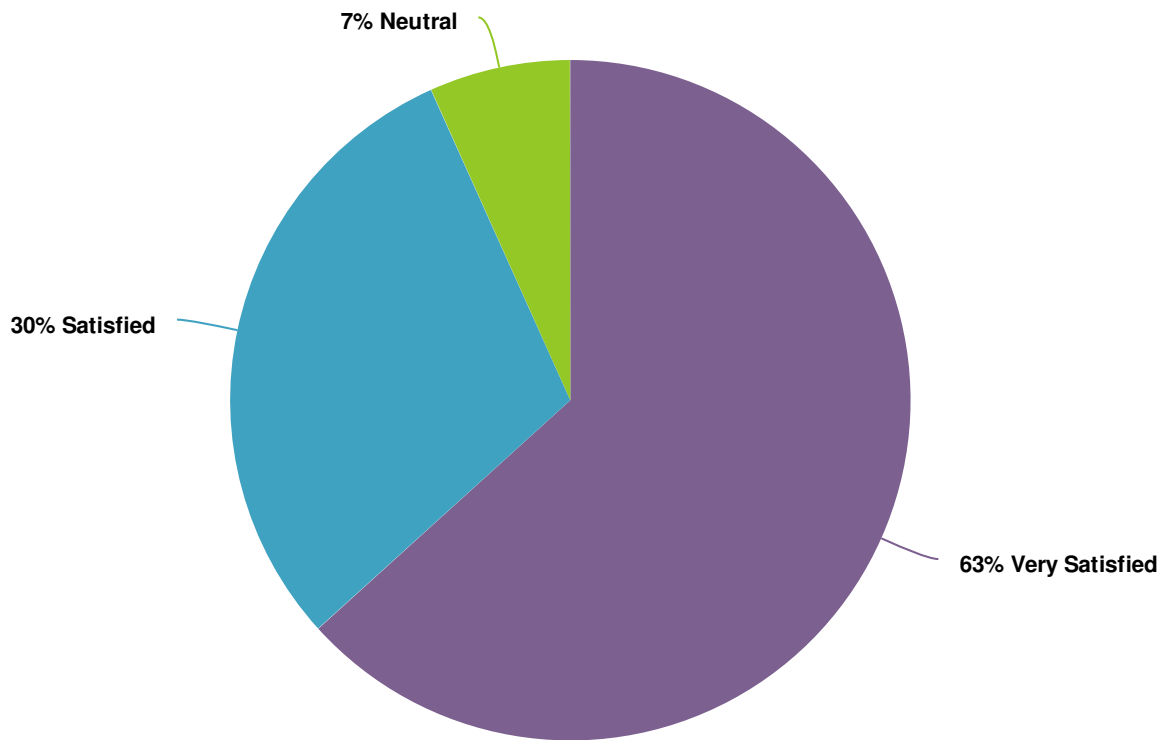


# 1. How do you rate your satisfaction with the event overall?



Value		Percent	Responses
Very Satisfied		63.3%	19
Satisfied		30.0%	9
Neutral		6.7%	2

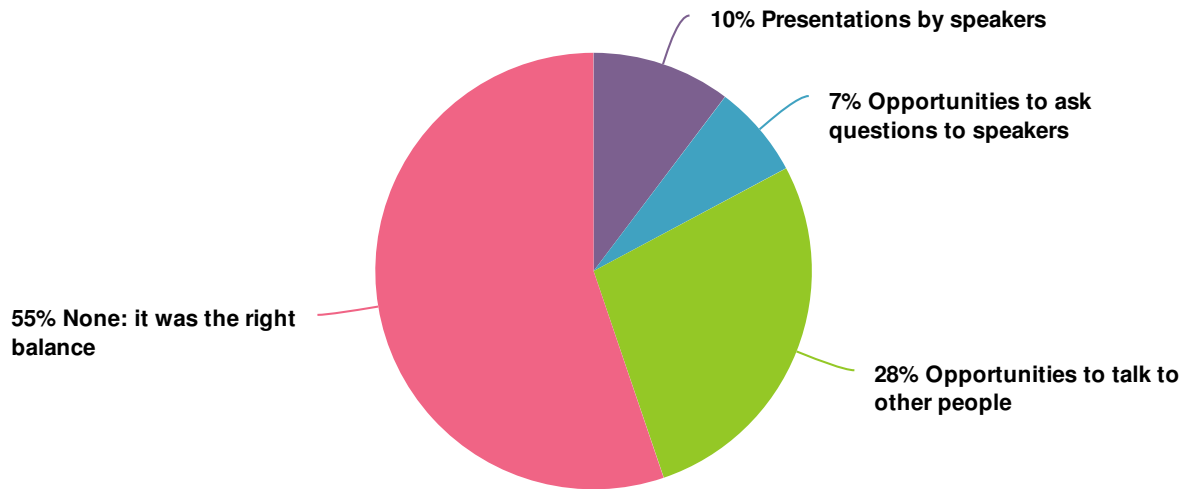
Totals: 30

## 2. How do you rate each of the sessions?

	Very poor	Poor	Neutral	Good	Very good	Did not attend	Responses
Research into possible drug treatments Dr Mariya Moosajee Count Row %	0 0.0%	0 0.0%	0 0.0%	3 10.0%	25 83.3%	2 6.7%	30
Aniridia Network UK Annual General Meeting Aniridia Network Trustees Count Row %	1 3.3%	1 3.3%	5 16.7%	9 30.0%	10 33.3%	4 13.3%	30
PAX6 research at Liverpool University Thanos Papadimitropoulos Count Row %	0 0.0%	3 10.0%	7 23.3%	7 23.3%	12 40.0%	1 3.3%	30
Explanation of Access to Work Geoff Taylor Meade Count Row %	0 0.0%	0 0.0%	4 13.8%	14 48.3%	9 31.0%	2 6.9%	29
Visual impairment, depression & mental health services Dr Ian Petch Count Row %	0 0.0%	0 0.0%	5 16.7%	10 33.3%	15 50.0%	0 0.0%	30

	Very poor	Poor	Neutral	Good	Very good	Did not attend	Responses
Introduction to Nystagmus Network Sue Ricketts Count Row %	0 0.0%	0 0.0%	2 6.7%	10 33.3%	16 53.3%	2 6.7%	30
Living with aniridia Fern Lulhum Count Row %	0 0.0%	0 0.0%	0 0.0%	2 6.7%	26 86.7%	2 6.7%	30
Sleep and eye disease Dr Iona Alexander Count Row %	0 0.0%	0 0.0%	3 10.3%	11 37.9%	13 44.8%	2 6.9%	29
Psychological impact of aniridia Effie Papadopoulou MSc Count Row %	1 3.3%	1 3.3%	0 0.0%	11 36.7%	15 50.0%	2 6.7%	30
Lunch and break times Opportunities to talk to other delegates and visit the stalls Count Row %	0 0.0%	0 0.0%	1 3.3%	16 53.3%	13 43.3%	0 0.0%	30
Evening goalball and social at Haverstock School Count Row %	0 0.0%	0 0.0%	1 3.3%	1 3.3%	3 10.0%	25 83.3%	30
<b>Totals</b> Total Responses							30

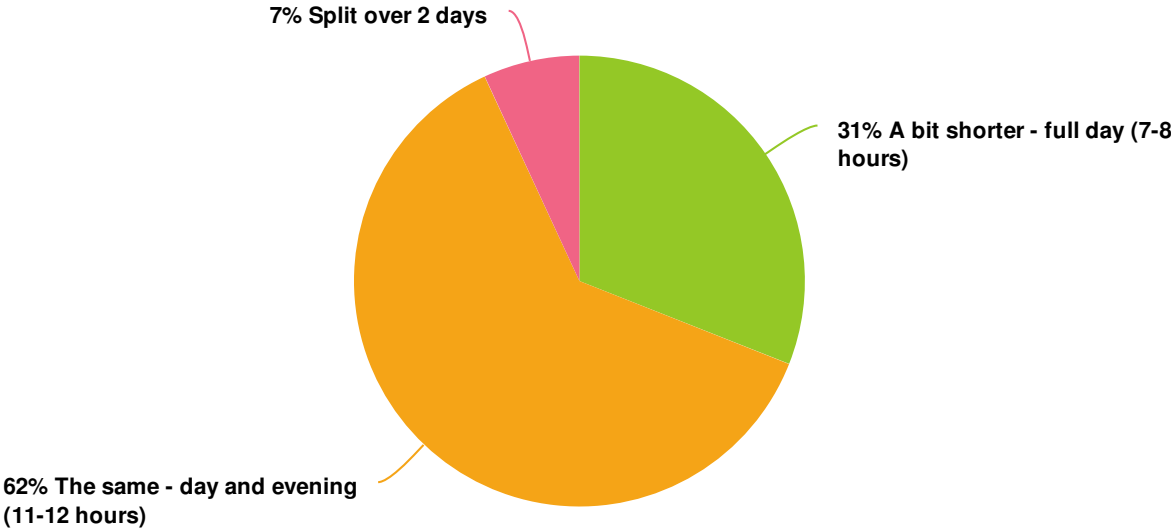
4. Which aspect, if any, would you have liked more time allocated to, at the expense of the others?






Value	Percent	Responses
Presentations by speakers	10.3%	3
Opportunities to ask questions to speakers	6.9%	2
Opportunities to talk to other people	27.6%	8
None: it was the right balance	55.2%	16

Totals: 29

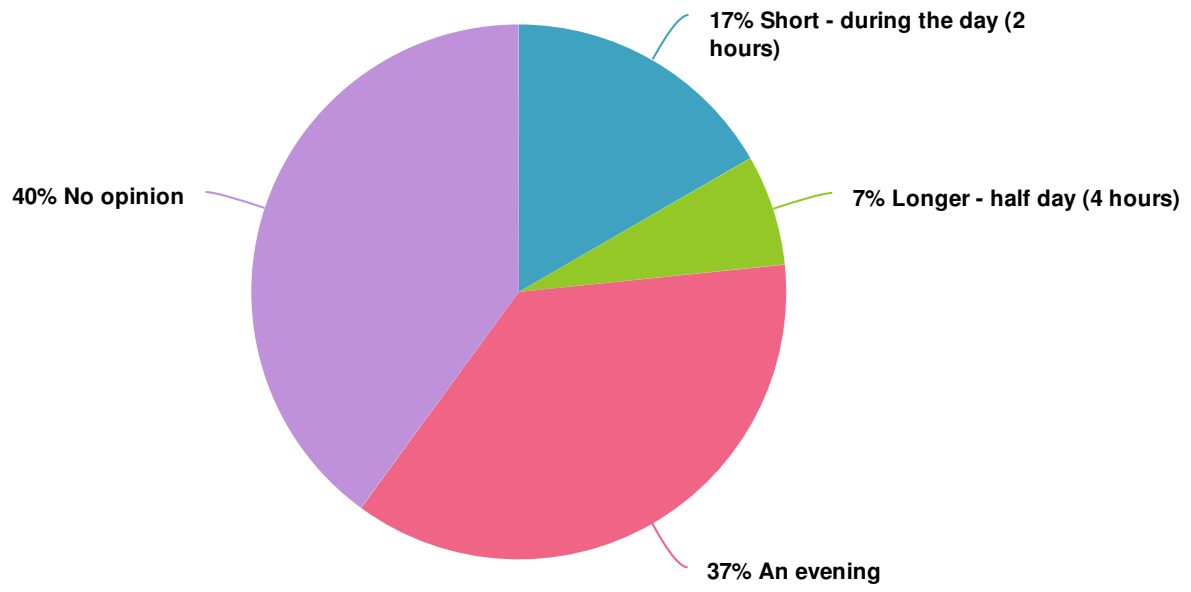
5. At a future event, how long would you prefer the whole event (any activities and sessions together) to be?



Value		Percent	Responses
A bit shorter - full day (7-8 hours)		31.0%	9
The same - day and evening (11-12 hours)		62.1%	18
Split over 2 days		6.9%	2

Totals: 29

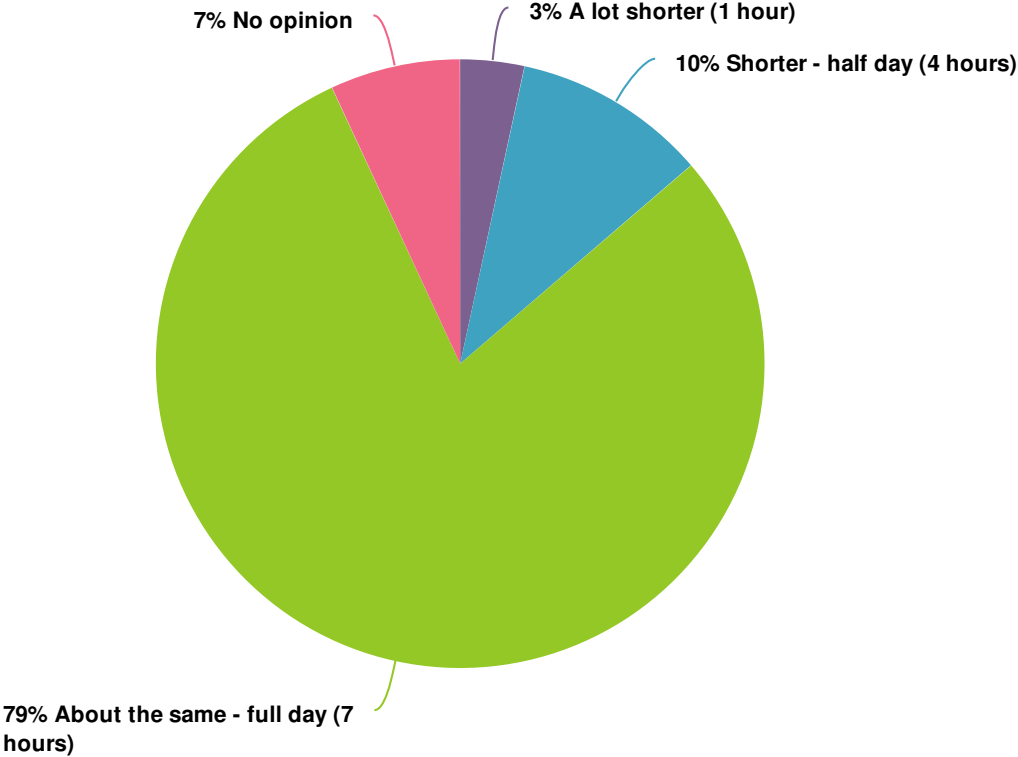
6. At a future event, how long would you prefer any physical/social activities to be:



Value	Percent	Responses
Short - during the day (2 hours)	16.7%	5
Longer - half day (4 hours)	6.7%	2
An evening	36.7%	11
No opinion	40.0%	12

Totals: 30

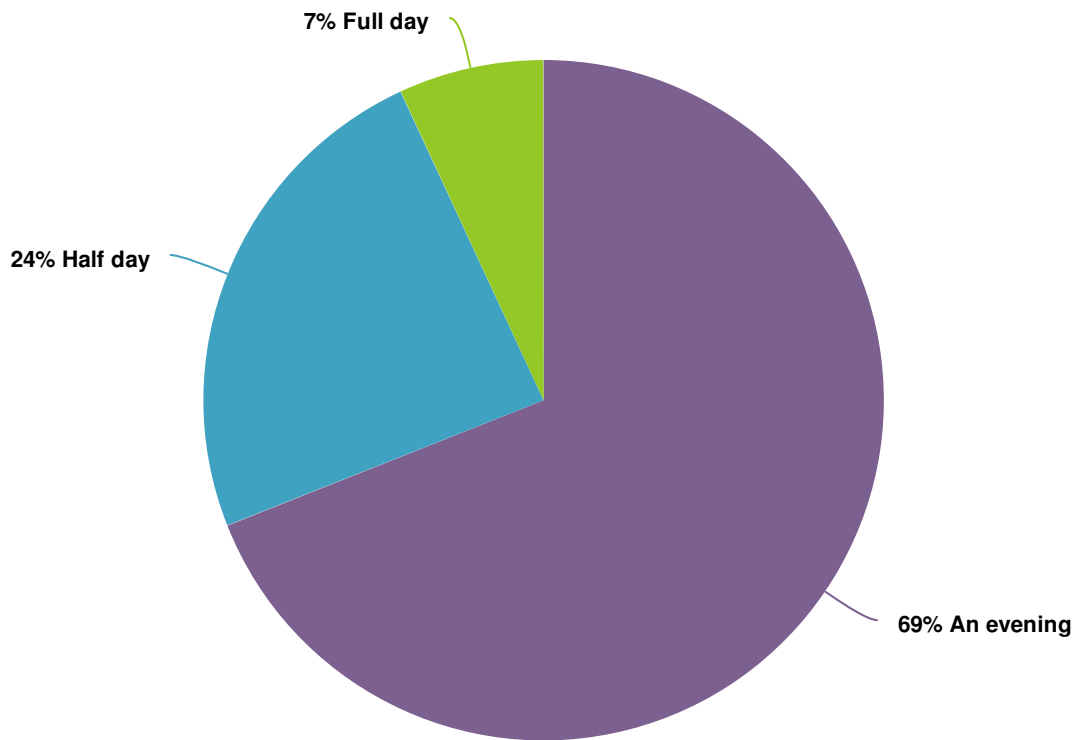
7. At a future event, how long would you prefer any collection of talks and sessions to be, including break times:






Value	Percent	Responses
A lot shorter (1 hour)	3.4%	1
Shorter - half day (4 hours)	10.3%	3
About the same - full day (7 hours)	79.3%	23
No opinion	6.9%	2

Totals: 29

8. At a future event, would you prefer the social event to be:

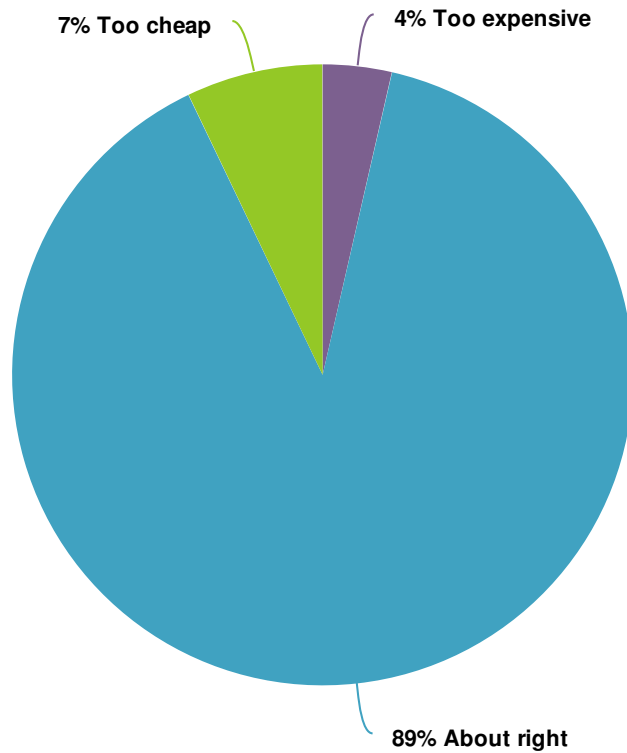


Value		Percent	Responses
An evening		69.0%	20
Half day		24.1%	7
Full day		6.9%	2

Totals: 29



9. Tickets cost £21 per adult and £8.50 per child. This covered approximately 50% of the event costs. Fundraised money was used to meet the remaining cost of about £2,750. Considering this do you feel the ticket prices were:



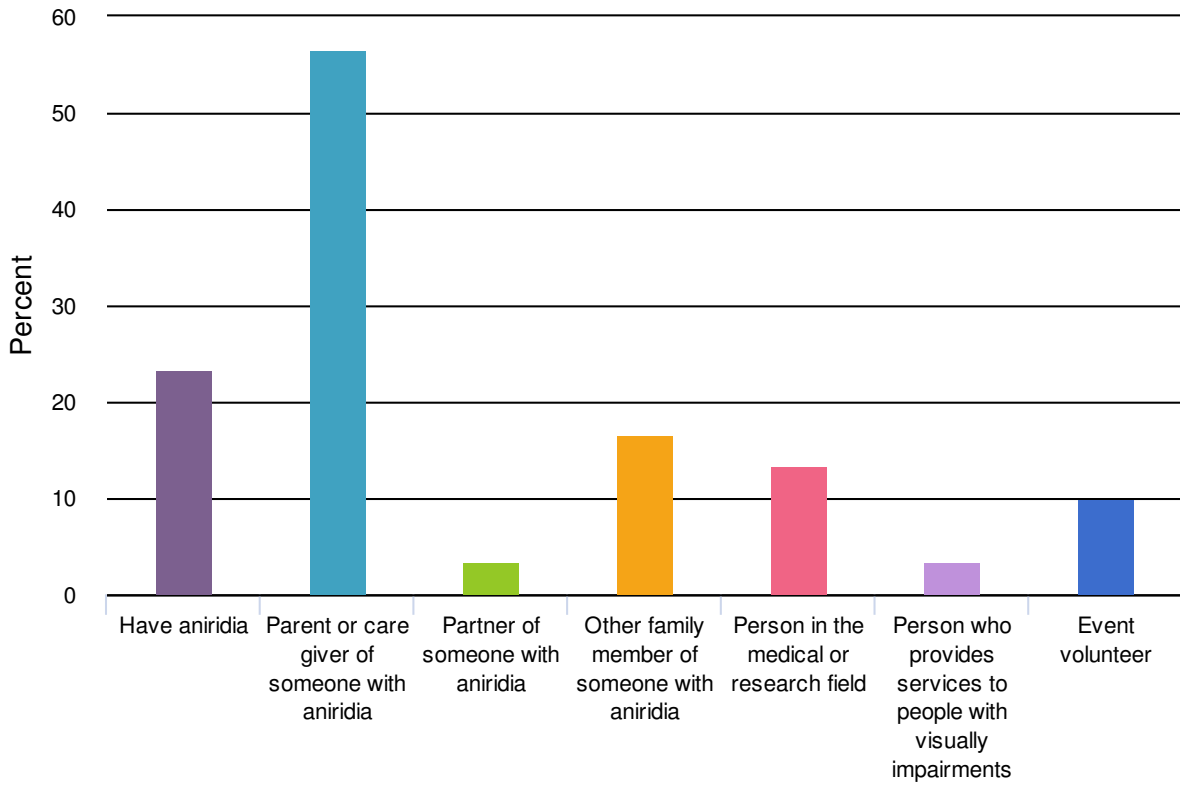
Value	Percent	Responses
Too expensive	3.6%	1
About right	89.3%	25
Too cheap	7.1%	2

Totals: 28

10. What was most beneficial about the event for you? How did it make you feel?



13. Tick the option(s) below that apply to you.



Value	Percent	Responses
Have aniridia	23.3%	7
Parent or care giver of someone with aniridia	56.7%	17
Partner of someone with aniridia	3.3%	1
Other family member of someone with aniridia	16.7%	5
Person in the medical or research field	13.3%	4
Person who provides services to people with visually impairments	3.3%	1
Event volunteer	10.0%	3